

BBV



THE QUEEN'S BADGE MANUAL



CONTENTS

2	Calendar
3	Requirements
4	Captain's Endorsement
5	Leadership Courses
6	Badge Requirements
8	The BBK Badge
	BBK Interview.....9
	BBK Drill Assessment.....11
	BBK Project.....13
	Project Suggestions.....14
15	Community Service Level 3
16	Resource Links

Appendices

- A Example Interview Results Sheet
- B Example Drill Assessment Results Sheet
- C BBK Project Outline Form

Contact the QB Coordinator at
qbcoordinator@bbvic.com.au



THE BBVIC QB MANUAL

The Boys' Brigade Victoria Queen's Badge Manual.
This version was produced in February 2022 by Mr. Alexander Richardson, QB Coordinator for BB Victoria and Captain of the 36th VIC Hoppers Crossing Company.



CALENDAR

Date	Final Date to Complete
Second Saturday in August	BB Knowledge Assessments -Drill -Interview
First Saturday in September at 11:59pm	Final date to submit: - BBK Project - CSL3 To receive the appropriate level at the end of the current session.
First Saturday in November at 11:59pm	The Queen's Badge Application Form (for captains)

Please submit all paperwork to:
qbcoordinator@bbvic.com.au

- An applicant may apply for an extension in extreme circumstances (death of family member, illness) leading up to the due date. The maximum time for an extension will be two weeks, and extensions won't be granted for general lateness.
- Any work submitted after the above dates without an extension will not be assessed for the current session but will be carried over to the following session. It is helpful to aim to complete the relevant requirement at least two weeks beforehand.
- Applicants attending the drill and interview assessment day in August need to be there for the whole assessment period to assist with the assessment of other applicants.



REQUIREMENTS

To be eligible to receive your Queen's Badge you must be at least BB Age 16* and fulfil all three of the following requirements.

1

Badges

Certain badges must be obtained

2

Leadership Courses

3 weekend leadership courses or 1 week long leadership course must be passed

3

Captain's Endorsement

Your Captain must be satisfied that you are a good ambassador for BB and have made a positive impact.

After you have met all these requirements, your captain needs to submit the 'Queen's Badge Application Form' to the BBV QB Coordinator. This form is available on hub14.

*You must have completed all QB Requirements by the end of the session in which you turned 18. However, at your captain's discretion you can continue working towards your QB until the end of the session in which you turn 19.



THE BBVIC
QB MANUAL



CAPTAIN'S ENDORSEMENT

Before a Captain fills out the Queen's Badge application form (available on hub14), they should be able to answer 'yes' to the following:

- Will the awarding of the Queen's Badge to this Boy promote the high principles of the Movement in the Company and the community?
- Does he make a significant contribution to the life of the Company or is he merely content to receive?
- Does he have a genuine concern for the other Boys in the Company?
- What is the Boy's general attitude towards honest and other moral values?
- Does he have a sincere sense of loyalty towards his Company, his Church and his Leaders?
- Could you say the intentions of the Object of the Boys' Brigade are displayed in his life and actions?
- Do you feel that his example to the other Boys in private life, are consistent with his example at BB?

In other words, will the awarding of the Queen's Badge to this Boy enhance the image of the Companies ideals in the eyes of the other Boys?



LEADERSHIP COURSES

BBV runs 3 weekend leadership courses (introductory (red braid), squad (blue braid) and company (green braid) and 2 weeklong leadership courses (team leadership (white braid) and Personal Development (gold braid)).

The weekend courses are usually all run on the same weekend in August. The weeklong courses are usually all run on the same week in the Easter School Holidays.

To be eligible to obtain your QB you must have passed all 3 weekend courses or at least one weeklong courses.

WEEKEND LEADERSHIP COURSES (MUST PASS ALL 3)

Introductory (Red Braid) – min BB Age 14

Squad (Blue Braid) – min BB Age 15

Company (Green Braid) – min BB Age 16

WEEKLONG LEADERSHIP COURSES (ONLY ONE REQUIRED)

Team Leadership (White Braid) – min BB Age 15

Personal Development (Gold Braid) – min BB Age 16




BADGE REQUIREMENTS

SERVICE AWARDS



6 Month Service



3x One Year Silver Service

ACTIVITY AWARDS

Scripture Knowledge Level 3



Community Service Level 3



*State Assessment for Lv3

BB Knowledge Level 5



*State Assessment for Lv3, 4 & 5



Citizenship Level 2



CORE



A minimum of 4 levels from either Skills or Hobbies
Eg Skills lv4 + Hobbies lv0

SKILLS



A minimum of 4 levels from either Environmentalist or Expedition
Eg Environmentalist lv1 + Expedition lv3

OUTDOOR ADVENTURE



A minimum of 4 levels from either Skills or Hobbies
Eg Physical lv2 + Hobbies lv2

PHYSICAL

+5

5 extra levels from any of the Activity awards must also be obtained



BADGE REQUIREMENTS

Here is a simple chart showing the minimum ages that you can receive each award / level.

BB Age	COMMUNITY SERVICE B/B	BB KNOWLEDGE	SCRIPTURE KNOWLEDGE B/B	B/B	QB A/B	HOBBIES BB	B/B	EXPEDITION B/B	B/B	SPORTSMAN BB	BB	B/B
12	Lv1		Lv1		Lv1	Lv1	Lv1	Lv1	Lv1	Lv1	+1 silver service	✓
13	Lv2	Lv1	Lv2		Lv2	Lv2	Lv2	Lv2	Lv2	Lv2	+1 silver service	
14	Lv3	Lv2	Lv3		Lv3	Lv3	Lv3	Lv3	Lv3	Lv3	+1 silver service	
15	Lv4		Lv4	Lv1	Lv4	Lv4	Lv4	Lv4	Lv4	Lv4	+1 silver service	
16	Lv5	Lv3	Lv5	Lv2	Lv5	Lv5	Lv5	Lv5	Lv5	Lv5	+1 silver service	
17				Lv3							+1 silver service	
18				Lv4							+1 silver service	
19	At your captain's discretion, you can continue working towards your QB when you are BB Age 19.											




THE BBK BADGE




To be eligible to obtain your Queen's Badge you must obtain all 5 levels of the BBK Badge. The first two levels are assessed by your company however levels 3, 4 and 5 are assessed by Boys' Brigade Victoria.



Lv 1 - Written Test (assessed by companies)



Lv 2 - Written Test (assessed by companies)



Lv 3,4,5
Interview, Project &
Drill Assessment
(Assessed by BBVic)

To get levels 3, 4 and 5 you must pass a Drill, Project and Interview Assessment. These can be completed in any order. There are more details about these State Assessments on the following pages.



BBK INTERVIEW



As a part of your BBK Badge you will have to pass an interview. During this interview you will be asked a series of questions by two officers.

Purpose

To confirm your capability to be an ambassador for BB. You should be able to express how your own BB experience reflects how BB attempts to achieve its ideals, and be able to articulate an appropriate considered mature response to a hypothetical situation that could be encountered at BB. It is highly desirable for you to have a good general knowledge of BB and an understanding of the work of BB at an International, National, State, Battalion and Company level.

Pre-requisites

To attempt the BBK Interview you must have completed Level 1 and 2 of the BBK Badge, have obtained your 6mth Service Award and be min BB age 16.

Preparation

You should start preparing for your interview 3 months prior to the assessment. Here are a few tips to help prepare you:

- Watch the video on hub14 about the BBK Interview
- Read through and learn the key information in the BBA Senior's Handbook
- Undertake the Introductory Leadership Course (Red Braid), if possible
- Get some experience by being a Squad Leader or NCO
- Ask your captain or another experienced officer to spend some time with you asking you practice questions

Applying to be Assessed

To register your intention to be assessed, please register for the event on the BBVic Rego website or email qbcoordinator@bbvic.com.au

Attending the Interview

You are required to wear an approved BBA Uniform (Classic or Contemporary). You will be assessed on your presentation, so its important to look smart and arrive on time. It is recommended that you check with the BBA Uniform Policy (available on hub14) to make sure that your uniform is correct.



BBK INTERVIEW



Interview Content

In your interview you will be asked questions from the following 5 categories.

Section A: Your Company

Section B: General BB

Section C: Personal Views

Section D: Case Study

Section E: Personal Aspirations

Please note: You must be able to recite the Object of the Boys' Brigade to pass your interview.

Results

You will also receive an overall result for your Drill Assessment, which will be one of the following:

Meets Requirements

Congratulations, you've passed!

Requires Additional Training

You may be required to re-take part or all of your Drill Assessment

Requires Extensive Development

You will be required to re-take your Drill Assessment

Results shall be released within 7 days of your assessment.

Please see Appendix A for a sample results sheet.



BBK DRILL ASSESSMENT

Purpose

To assess your ability to teach accurately and command others taking into account the audience's characteristics.

Pre-requisites

To attempt the BBK Drill Assessment you must be at least BB Age 16 and have obtained your 6mth Service Badge and Level 1 and 2 of the BBK Badge.

Preparation

The best way to prepare for your BBK Drill Assessment is to practice teaching drill in your local company for a number of months. There are also resources available on hub14 to assist in teaching and learning drill maneuvers. In your assessment you will be required to teach any maneuver from the first 6 chapters of the Drill Manual (available on hub14). Also, you will need to take note of any changes made in the Drill Manual Supplement (available on hub14).

Applying to be Assessed

To register your intention to be assessed, please register for the event on the BBVic Rego website or email qbcoordinator@bbvic.com.au

Attending the Drill Assessment

You are required to wear an approved BBA Uniform (Classic or Contemporary). You will be assessed on your presentation, so its important to look smart and arrive on time. It is recommended that you check with the BBA Uniform Policy (available on hub14) to make sure that your uniform is correct.

Before your drill assessment you will be given a card which outline what maneuvers you will be required to teach and to what age of boys you will be teaching. Then you will be given a small amount of time to prepare. The squad that you teach will likely be made up of the other boys going through their assessments. These boys will pretend to be the age which you are instructed to teach. After you have taught 3 commands, you will then be required to command a short sequence of drill maneuvers.

You may bring your Drill Manual into the assessment, although it is not recommended that you refer to it excessively during the assessment. You may also wish to bring other items to assist you.



BBK DRILL ASSESSMENT



Results

The three commands that you are required to teach will be assessed against the following:

Knowledge of the movement

(does he know the details & timing of the movement?)

Commands of the movement

(does he know the correct words of command?)

Presentation of the movement

(how does he teach the movement?)

Execution of the movement

(what is his command of the boys like? eg confidence, timing)

Each command in the short sequence of maneuvers you are required to call will be assessed against the following:

Correct Words of the Command
Correct Timing of the Movement

You will also receive an overall result for your Drill Assessment, which will be one of the following:

Meets Requirements

Congratulations, you've passed!

Requires Additional Training

You may be required to re-take part or all of your Drill Assessment

Requires Extensive Development

You will be required to re-take your Drill Assessment

Your results will be released within 7 days of your drill assessment. Please see Appendix B for a sample results sheet.



BBK PROJECT



Purpose

To present a researched and considered resource on an aspect of The Boys' Brigade that will contribute practically to improving BB at a local or wider level. Your project will possibly be distributed to other Captains for them to use your ideas or resources provided.

Project Format

Your project may take the form of whatever is appropriate for your area of focus. For example, a project researching the effectiveness of different marketing strategies may be produced in the form of an essay. However, a guide on how to be a good squad leader, may be produced as a brochure for boys.

If your project is in a purely written format, then it must total a minimum of 2,000 words. If your project is being produced in another format, then it must be the equivalent effort of 2,000 words.

Process of Completing Your BBK Project

- 1 Submit the 'Project Outline' to the QB Coordinator (see Appendix C)
- 2 Wait for approval from the QB Coordinator before beginning your project.
- 3 After you have received approval, start working on your project
- 4 Submit your project to the QB Coordinator before the last Saturday in August at 11:59pm. Before you submit it is a good idea to get your captain (or another experienced officer) to read through your project.

Assessment

You will be assessed on the following criteria:

1. An appropriate specific issue is identified, understood and addressed
2. Research is evident with all references and acknowledgements made
3. Displays critical individual thinking (own thoughts)
4. Has a sound working understanding of the relevant aspects of BB to the project
5. Logic flow of thoughts
6. Care and attention given to the presentation of your report
7. Follows your approved Table of Contents structure.



PROJECT SUGGESTIONS



Here are some suggestions of areas you could complete your BBK Project in. These are just suggestions, if you have any questions about a particular area you would like to do your project in, please contact the KB Coordinator.

Producing Promotional Material

Boys' Brigade Leadership Structure

The role of BB in the Local Church

BB as an outreach ministry

BB Leadership Training

A historical account of the BB movement

Organising and Event for your Company (and providing sufficient documentation for others to re-create this event)

The role of NCOs

BB International – studying BB in another country and making practical implications for BB Victoria

The role of Battalions or State Councils

How to be a good Squad Leader (explanatory guide)



CSL3



Purpose

To encourage service to others as a way of life, recognising the call of Jesus to serve others as He did. At Level 3, the service to be undertaken should involve the wider community, the people whom you have had no prior relationship.

Pre-requisites

To commence your Community Service Level 3 you must be at least BB Age 14 and have already obtained level 1 and 2.

Process of Completing Your Community Service Level 3

- 1 Submit the 'Application for Assessment' form (available on hub14) to the QB Coordinator
- 2 Wait for approval from the QB Coordinator before beginning your service.
- 3 After you have received approval, start completing your service, filling out the 'Practical Service Diary' (available on hub14) as you go.
- 4 Submit your Practical Service Diary to the QB Coordinator before the third Saturday in July at 11:59pm. Before you submit it is a good idea to get your captain (or another experienced officer) to read through your diary.
Before you submit, make sure that your diary meets the required 2,000 words (excluding appendices and supporting documentation)

Assessment Criteria

You will be assessed on the following:

1. Clear understanding of the mission, purpose and people involved in the service organisation
2. Clear and concise Service Log Detailed for hours of service
3. Demonstration of the impact of the service on Boy
4. Presentation and clear expression of ideas
5. Service Log



RESOURCES LINKS

There are many resources available on hub14.

www.hub14.com.au

Here are a few links to useful pages/resources.

The Awards Portal

<https://acrichardson02.wixsite.com/hub14/awards>

The Queen's Badge (general info)

<https://acrichardson02.wixsite.com/hub14/copy-of-bb-knowledge>

The BBK Badge

<https://acrichardson02.wixsite.com/hub14/bbknowledge>

Drill Information

<https://acrichardson02.wixsite.com/hub14/drill>

Community Service Level 3

<https://acrichardson02.wixsite.com/hub14/csl3-1>

Resources to download (eg forms, manuals)

<https://acrichardson02.wixsite.com/hub14/resources>



THE BBVIC
QB MANUAL



BBK INTERVIEW – RESULTS SHEET

BBK INTERVIEW RESULTS

Personal Details

Name: John Sample

Company: 33rd VIC Boronia

Interview Details

Date: 23rd of October 2021

Interviewers: Mr. Chee Ngui and Mr. Cled Richardson

Section	Average Rating (0-3)	Areas of Improvement
Section A: Your Company	2.7	None
Section B: General BB	2.3	Global Fellowship and PRF
Section C: Personal Views	2.5	None
Section D: Case Study	2.6	None
Section E: Personal Aspirations	2.4	None
Section D: Presentation	2.8	None

Interview Result

Meets Requirements

BBV QB Coordinator

Mr. Alexander Richardson (SSgt. In the 14th VIC Werribee Company, The Boys' Briagde)
qbcoordinator@bbvic.com.au

FOR MORE INFO HEAD TO [Bit.ly/QueensBadge](https://bit.ly/QueensBadge)

**THE BBVIC
QB MANUAL**



BBK DRILL ASSESSMENT – RESULTS SHEET

BBK DRILL ASSESSMENT RESULTS

Personal Details

Name: John Sample Rank: Corporal Company: 18th VIC Berwick

Assessment Details

Date: 27th of November 2021 Assessors: Mr. Daniel Stanhope and Mr. Alex Richardson

Instruction 1 (Juniors)	Average Rating (0-3)
Knowledge of the movement (does he know the details & timing of the movement?)	3
Commands of the movement (does he know the correct words of command?)	2.5
Presentation of the movement (how does he teach the movement?)	2
Execution of the movement (what is his command of the boys like? eg confidence, timing)	2.5

Instruction 2 (Juniors/Intermediates)	Average Rating (0-3)
Knowledge of the movement (does he know the details & timing of the movement?)	2.75
Commands of the movement (does he know the correct words of command?)	1.5
Presentation of the movement (how does he teach the movement?)	2
Execution of the movement (what is his command of the boys like? eg confidence, timing)	2.5

Instruction 3 (Juniors/Intermediates/Seniors)	Average Rating (0-3)
Knowledge of the movement (does he know the details & timing of the movement?)	2.5
Commands of the movement (does he know the correct words of command?)	2.5
Presentation of the movement (how does he teach the movement?)	2
Execution of the movement (what is his command of the boys like? eg confidence, timing)	2

Commanding a Sequence	Average Rating (0-3)
Movement A Correct words of commands	1.75
Timing of the Movement	1.75
Movement B Correct words of commands	1.75
Timing of the Movement	1.75
Movement C Correct words of commands	2
Timing of the Movement	3
Overall Overall confidence in commanding (appropriate volume, stance, etc?)	2.5
Overall flow of the sequence	2.5

Assessor's Assessment on Presentation	Average Rating (0-3)
Presentation (eg Uniform, appearance, stance)	3
Attitude towards Drill	2

Assessor Comments (if applicable)

Needs to work on engaging all boys and would benefit from gaining more confidence in teaching drill, but overall, an organised and disciplined approach was demonstrated.

Assessment Result

Meets Requirements

BBV QB Coordinator

Mr. Alexander Richardson (SSgt. In the 14th VIC Werribee Company, The Boys' Brigade)
qbcoordinator@bbvic.com.au

FOR MORE INFO HEAD TO [Bit.ly/QueensBadge](https://bit.ly/QueensBadge)



THE BBVIC
QB MANUAL



BBK PROJECT OUTLINE

BBK PROJECT OUTLINE



Full Name

Rank

BB Age

Email Address

BB Company

Describe the aims of your project. (min 30 words)

How do plan to complete your project? (min 100 words)

How will this project practically benefit Boys' Brigade?
(min 150 words)


OFFICIAL USE ONLY

The BBV Queen's Badge Coordinator

Date



THE BBVIC
QB MANUAL



FOR THE ADVANCEMENT OF CHRIST'S KINGDOM AMONG BOYS AND THE PROMOTION OF HABITS OF OBEDIENCE, REVERENCE, DISCIPLINE, SELF-RESPECT AND ALL THAT TENDS TOWARDS A TRUE CHRISTIAN MANLINESS. FOR THE ADVANCEMENT OF CHRIST'S KINGDOM **AMONG BOYS AND THE PROMOTION OF HABITS OF OBEDIENCE, REVERENCE, DISCIPLINE, SELF-RESPECT AND ALL THAT TENDS TOWARDS A TRUE CHRISTIAN MANLINESS.** FOR THE ADVANCEMENT OF CHRIST'S KINGDOM AMONG BOYS AND THE PROMOTION OF HABITS OF **OBEDIENCE, REVERENCE, DISCIPLINE, SELF-RESPECT** AND ALL THAT TENDS TOWARDS A TRUE CHRISTIAN MANLINESS. FOR THE ADVANCEMENT OF CHRIST'S KINGDOM AMONG BOYS AND THE PROMOTION OF HABITS OF **OBEDIENCE, REVERENCE, DISCIPLINE, SELF-RESPECT AND ALL THAT TENDS TOWARDS A TRUE CHRISTIAN MANLINESS.** FOR THE ADVANCEMENT OF CHRIST'S KINGDOM AMONG BOYS AND THE PROMOTION OF HABITS OF OBEDIENCE, REVERENCE, DISCIPLINE, SELF-RESPECT **AND ALL THAT TENDS TOWARDS A TRUE CHRISTIAN MANLINESS.** FOR THE ADVANCEMENT OF CHRIST'S KINGDOM AMONG BOYS AND THE PROMOTION OF HABITS OF OBEDIENCE, REVERENCE, DISCIPLINE, SELF-RESPECT AND ALL THAT TENDS TOWARDS A **TRUE CHRISTIAN MANLINESS.** FOR THE ADVANCEMENT OF CHRIST'S KINGDOM AMONG BOYS AND

